



Remark®
Classic OMR Software

ACT Practice Test Sample Reports

Student Statistics Report

Overall

Class Average: 54.19%

Student	Scaled Score	Total	Percent	
SYBIL	-	98 / 215	45.58	
DREW	-	118 / 215	54.88	
KATELYNN	-	136 / 215	63.26	
GABRIELA	-	114 / 215	53.02	
Mean		116.50	54.19	






English

Student	Scaled Score	Total	Percent	
SYBIL	18	41 / 75	54.67	
DREW	23	54 / 75	72.00	
KATELYNN	21	50 / 75	66.67	
GABRIELA	19	44 / 75	58.67	
Mean	-	47.25	63.00	






Mathematics

Student	Scaled Score	Total	Percent	
SYBIL	16	21 / 60	35.00	
DREW	18	26 / 60	43.33	
KATELYNN	20	31 / 60	51.67	
GABRIELA	22	34 / 60	56.67	
Mean	18	28.00	46.67	

Reading

Student	Scaled Score	Total	Percent
SYBIL	18	19 / 40	47.50 
DREW	19	20 / 40	50.00 
KATELYNN	27	31 / 40	77.50 
GABRIELA	18	19 / 40	47.50 
Mean	-	22.25	55.63 

Science

Student	Scaled Score	Total	Percent
SYBIL	19	17 / 40	42.50 
DREW	19	18 / 40	45.00 
KATELYNN	23	24 / 40	60.00 
GABRIELA	19	17 / 40	42.50 
Mean	20	19.00	47.50 

Student Response Report

Legend: Correct: ■ Incorrect: ■ Unanswered or Other Incorrect Response: Multiple Responses: *

Students:	Total Score	Percent Score	ENG1	ENG2	ENG3	ENG4	ENG5	ENG6	ENG7	ENG8	ENG9	ENG10	ENG11	ENG12	ENG13	ENG14	ENG15	ENG16	ENG17	ENG18	ENG19	ENG20	ENG21	ENG22	ENG23	ENG24	ENG25	ENG26	ENG27	ENG28	ENG29	ENG30	ENG31	ENG32	ENG33	ENG34	ENG35	ENG36	ENG37	ENG38
Answer Key:	215	100.00	C	G	D	F	A	J	B	J	A	H	B	F	D	G	C	G	C	F	C	G	A	J	C	H	D	F	A	H	D	F	D	J	C	F	D	H	A	H
SYBIL	98	45.58	C	G	D	J	D	J	B	J	A	H	B	G	D	F	C	H	B	F	C	G	C	H	C	F	B	F	B	H	D	J	D	J	D	G	D	J	D	J
DREW	118	54.88	C	F	D	F	D	J	B	J	A	H	B	G	D	G	C	G	C	F	C	H	D	J	D	H	D	F	A	H	D	J	D	J	C	J	D	F	A	H
KATELYNN	136	63.26	C	G	D	F	A	J	A	J	A	H	B	G	D	G	C	J	C	H	C	G	A	J	A	H	D	F	B	H	A	F	D	J	C	G	A	F	A	H
GABRIELA	114	53.02	C	G	D	F	A	J	A	H	A	F	B	G	C	G	C	G	C	J	C	G	A	J	A	H	D	F	A	H	C	G	B	G	C	J	D	H	A	H
Average:	116.50	54.19	100	75	100	75	50	100	50	75	100	75	100	0	75	75	100	50	75	50	100	75	50	75	25	75	75	100	50	100	50	25	75	75	75	0	75	25	75	75

Students:

	ENG39	ENG40	ENG41	ENG42	ENG43	ENG44	ENG45	ENG46	ENG47	ENG48	ENG49	ENG50	ENG51	ENG52	ENG53	ENG54	ENG55	ENG56	ENG57	ENG58	ENG59	ENG60	ENG61	ENG62	ENG63	ENG64	ENG65	ENG66	ENG67	ENG68	ENG69	ENG70	ENG71	ENG72	ENG73	ENG74	ENG75	Math1	Math2	Math3	Math4	Math5
Answer Key:	B	J	C	J	D	H	A	H	A	J	B	J	C	G	B	H	B	H	A	F	D	F	D	G	C	F	C	G	B	G	D	H	D	F	D	F	B	A	G	D	H	B
SYBIL	C	G	C	F	D	F	A	G	A	H	B	J	D	G	A	H	B	G	D	J	C	J	D	H	C	F	C	G	C	G	B	H	D	F	D	F	A	A	G	D	H	B
DREW	B	J	C	J	D	H	A	H	A	F	B	J	C	G	B	H	B	F	A	F	A	H	D	J	C	G	A	G	C	G	D	H	C	H	C	F	C	A	G	D	H	B
KATELYNN	B	J	A	J	B	H	A	F	A	J	B	G	C	G	A	F	B	F	A	F	D	G	D	G	A	F	D	G	C	F	A	G	D	F	D	F	A	A	G	D	J	B
GABRIELA	B	J	C	H	D	H	A	G	C	H	A	J	C	F	B	F	B	H	B	H	B	H	D	J	C	F	C	G		H	B	H	C	G	D	G	A	A	G	D		B
Average:	75	75	75	50	75	75	100	25	75	25	75	75	75	50	50	100	25	50	50	25	0	100	25	75	75	50	100	0	50	25	75	50	50	75	75	0	100	100	100	50	100	

Students:	Math6	Math7	Math8	Math9	Math10	Math11	Math12	Math13	Math14	Math15	Math16	Math17	Math18	Math19	Math20	Math21	Math22	Math23	Math24	Math25	Math26	Math27	Math28	Math29	Math30	Math31	Math32	Math33	Math34	Math35	Math36	Math37	Math38	Math39	Math40	Math41	Math42	Math43	Math44	Math45	Math46	Math47
Answer Key:	H	B	K	A	K	A	J	B	H	B	F	B	J	B	J	C	G	E	J	B	J	B	H	B	K	A	K	D	H	C	K	C	F	E	G	C	J	B	J	E	J	A
SYBIL	G	D	K	C	F	B	G	E	H	B	F	B	J	A	H	D	F	A	K	D	J	C	G	B	J	A	J	C	H	B	K	C	J	C	J	B	K	D	G	D	G	C
DREW	H	B	K	A	K	A	J	B	H	C	F	B	J	D	H	D	G	A	F	D	G	B	F	B	K	D	H	B	H	E	K	A	F	D	J	C	H	A	F	B	F	D
KATELYNN	H	B	J	A	F	A	K	A	H	B	F	B	J	A	J	C	G	D	H	C	J	C	G	E	K	A	H	D	J	E	K	C	F	C	F	E	J	B	J	D	J	C
GABRIELA	H	B	K	A	K	D	J	B	H	C	F	B	J	B	J	C	G	E	J	B	J	B	H	A	K	E	H	D	H	A	K	B	F	D	H	D	G	C	J	C	K	B
Average:	75	75	75	75	50	50	50	50	100	50	100	100	100	25	50	50	75	25	25	25	75	50	25	50	75	50	0	50	75	0	100	50	75	0	0	25	25	25	50	0	25	0

Students:	Math48	Math49	Math50	Math51	Math52	Math53	Math54	Math55	Math56	Math57	Math58	Math59	Math60	Read1	Read2	Read3	Read4	Read5	Read6	Read7	Read8	Read9	Read10	Read11	Read12	Read13	Read14	Read15	Read16	Read17	Read18	Read19	Read20	Read21	Read22	Read23	Read24	Read25	Read26	Read27	Read28	Read29
Answer Key:	F	A	H	C	K	D	K	D	J	E	F	A	F	B	H	C	G	A	F	D	H	A	H	A	J	A	F	D	H	C	G	C	J	A	H	D	F	B	J	B	H	A
SYBIL	F	A	H	B	J	D	G	B	F	B	J	C	G	A	J	B	G	A	H	A	H	A	H	A	H	A	J	D	H	D	G	D	J	A	H	B	F	A	F	A	H	A
DREW	J	D	G	A	H	E	H	B	J	D	J	D	J	B	F	C	G	A	F	B	F	A	H	D	J	A	F	D	G	C	G	A	F	B	H	B	F	D	F	C	H	B
KATELYNN	J	E	H	C	G	D	G	B	J	B	G	D	G	B	H	C	G	C	F	A	F	A	F	A	J	A	F	D	H	C	G	D	F	A	H	D	F	B	J	B	H	C
GABRIELA	H	C	H	A	G	D	K	A	H	B	G	C	K	B	J	C	G	A	G	B	H	B	H	A	J	A	H	C	H	C	G	A	H	D	H	B	F	A	H	C	H	B
Average:	25	25	75	25	0	75	25	0	50	0	0	0	0	75	25	75	100	75	50	0	50	75	75	75	75	100	50	75	75	75	100	0	25	50	100	25	100	25	25	25	100	25

Students:	Read30	Read31	Read32	Read33	Read34	Read35	Read36	Read37	Read38	Read39	Read40	SCI1	SCI2	SCI3	SCI4	SCI5	SCI6	SCI7	SCI8	SCI9	SCI10	SCI11	SCI12	SCI13	SCI14	SCI15	SCI16	SCI17	SCI18	SCI19	SCI20	SCI21	SCI22	SCI23	SCI24	SCI25	SCI26	SCI27	SCI28	SCI29	SCI30	SCI31
Answer Key:	H	A	J	A	G	A	H	B	J	B	G	C	H	B	H	C	G	C	J	D	F	A	F	B	F	C	G	B	H	A	H	D	F	B	G	A	F	D	J	D	G	D
SYBIL	H	D	J	C	F	A	J	A	G	A	H	A	F	B	F	A	G	C	J	D	F	A	F	B	F	C	J	A	H	A	F	D	H	D	F	A	G	C	H	B	G	B
DREW	G	A	G	D	G	D	J	B	G	B	H	B	H	C	G	A	G	C	J	D	F	A	F	B	F	C	F	A	H	A	G	A	F	A	J	B	J	B	G	D	F	B
KATELYNN	H	A	J	A	G	D	H	B	J	A	G	C	H	B	H	C	G	C	J	D	F	A	F	A	H	C	J	B	H	A	F	C	G	B	H	A	G	B	H	B	G	D
GABRIELA	F	B	G	B	G	B	H	B	J	A	H	A	H	A	H	D	G	C	J	D	H	A	F	B	F	C	H	B	H	A	F	A	J	D	F	C	G	A	G	D	G	C
Average:	50	50	50	25	75	25	50	75	50	25	25	25	75	50	50	25	100	100	100	100	75	100	100	75	75	100	0	50	100	100	0	25	25	25	0	50	0	0	0	50	75	25

Students:

Answer Key:	J	C	H	D	F	D	J	B	H
SYBIL	G	B	F	A	H	D	G	C	G
DREW	J	C	F	B	F	A	F	A	F
KATELYNN	F	B	H	A	F	C	J	C	H
GABRIELA	G	B	J	B	H	C	H	C	H
Average:	25	25	25	0	50	25	25	0	50

Student Grade Report

Legend: Incorrect:

Students: DREW

	Scaled Score	Total Score	Score (%)	
Overall	-	118 / 215	54.88	<div style="width: 54.88%; background-color: green; height: 15px;"></div>
English	23	54 / 75	72.00	<div style="width: 72%; background-color: green; height: 15px;"></div>
Mathematics	18	26 / 60	43.33	<div style="width: 43.33%; background-color: green; height: 15px;"></div>
Reading	19	20 / 40	50.00	<div style="width: 50%; background-color: green; height: 15px;"></div>
Science	19	18 / 40	45.00	<div style="width: 45%; background-color: green; height: 15px;"></div>

Responses

Question	Response	Correct Answer	Question	Response	Correct Answer	Question	Response	Correct Answer
ENG1	C		ENG47	A		Math18	J	
ENG2	F	G	ENG48	F	J	Math19	D	B
ENG3	D		ENG49	B		Math20	H	J
ENG4	F		ENG50	J		Math21	D	C
ENG5	D	A	ENG51	C		Math22	G	
ENG6	J		ENG52	G		Math23	A	E
ENG7	B		ENG53	B		Math24	F	J
ENG8	J		ENG54	H		Math25	D	B
ENG9	A		ENG55	B		Math26	G	J
ENG10	H		ENG56	F	H	Math27	B	
ENG11	B		ENG57	A		Math28	F	H
ENG12	G	F	ENG58	F		Math29	B	
ENG13	D		ENG59	A	D	Math30	K	
ENG14	G		ENG60	H	F	Math31	D	A
ENG15	C		ENG61	D		Math32	H	K
ENG16	G		ENG62	J	G	Math33	B	D
ENG17	C		ENG63	C		Math34	H	
ENG18	F		ENG64	G	F	Math35	E	C
ENG19	C		ENG65	A	C	Math36	K	
ENG20	H	G	ENG66	G		Math37	A	C
ENG21	D	A	ENG67	C	B	Math38	F	
ENG22	J		ENG68	G		Math39	D	E
ENG23	D	C	ENG69	D		Math40	J	G
ENG24	H		ENG70	H		Math41	C	
ENG25	D		ENG71	C	D	Math42	H	J
ENG26	F		ENG72	H	F	Math43	A	B
ENG27	A		ENG73	C	D	Math44	F	J
ENG28	H		ENG74	F		Math45	B	E
ENG29	D		ENG75	C	B	Math46	F	J
ENG30	J	F	Math1	A		Math47	D	A
ENG31	D		Math2	G		Math48	J	F
ENG32	J		Math3	D		Math49	D	A
ENG33	C		Math4	H		Math50	G	H
ENG34	J	F	Math5	B		Math51	A	C
ENG35	D		Math6	H		Math52	H	K
ENG36	F	H	Math7	B		Math53	E	D
ENG37	A		Math8	K		Math54	H	K
ENG38	H		Math9	A		Math55	B	D
ENG39	B		Math10	K		Math56	J	
ENG40	J		Math11	A		Math57	D	E
ENG41	C		Math12	J		Math58	J	F
ENG42	J		Math13	B		Math59	D	A
ENG43	D		Math14	H		Math60	J	F
ENG44	H		Math15	C	B	Read1	B	
ENG45	A		Math16	F		Read2	F	H
ENG46	H		Math17	B		Read3	C	

Student Grade Report

Legend: Incorrect:






Question	Response	Correct Answer
Read4	G	
Read5	A	
Read6	F	
Read7	B	D
Read8	F	H
Read9	A	
Read10	H	
Read11	D	A
Read12	J	
Read13	A	
Read14	F	
Read15	D	
Read16	G	H
Read17	C	
Read18	G	
Read19	A	C
Read20	F	J
Read21	B	A
Read22	H	
Read23	B	D
Read24	F	
Read25	D	B
Read26	F	J
Read27	C	B
Read28	H	
Read29	B	A
Read30	G	H
Read31	A	
Read32	G	J
Read33	D	A
Read34	G	
Read35	D	A
Read36	J	H
Read37	B	
Read38	G	J
Read39	B	
Read40	H	G
SCI1	B	C
SCI2	H	
SCI3	C	B
SCI4	G	H
SCI5	A	C
SCI6	G	
SCI7	C	
SCI8	J	
SCI9	D	
SCI10	F	
SCI11	A	
SCI12	F	
SCI13	B	
SCI14	F	
SCI15	C	
SCI16	F	G
SCI17	A	B
SCI18	H	
SCI19	A	
SCI20	G	H
SCI21	A	D
SCI22	F	

Question	Response	Correct Answer
SCI23	A	B
SCI24	J	G
SCI25	B	A
SCI26	J	F
SCI27	B	D
SCI28	G	J
SCI29	D	
SCI30	F	G
SCI31	B	D
SCI32	J	
SCI33	C	
SCI34	F	H
SCI35	B	D
SCI36	F	
SCI37	A	D
SCI38	F	J
SCI39	A	B
SCI40	F	H






Student Statistics Report

Overall

Class Average: 54.19%






Student	Scaled Score	Total	Percent
SYBIL	-	98 / 215	45.58 
DREW	-	118 / 215	54.88 
KATELYNN	-	136 / 215	63.26 
GABRIELA	-	114 / 215	53.02 
Mean		116.50	54.19 

ENGLISH

Student	Scaled Score	Total	Percent
SYBIL	18	41 / 75	54.67 
DREW	23	54 / 75	72.00 
KATELYNN	21	50 / 75	66.67 
GABRIELA	19	44 / 75	58.67 
Mean	-	47.25	63.00 

Usage/Mechanics (UM)

Class Average: 68.75%

Student	Scaled Score	Total	Percent
SYBIL	8	22 / 40	55.00 
DREW	15	33 / 40	82.50 
KATELYNN	12	29 / 40	72.50 
GABRIELA	10	26 / 40	65.00 
Mean	-	27.50	68.75 

Rhetorical Skills (RH)

Class Average: 56.43%

Student	Scaled Score	Total	Percent
SYBIL	9	19 / 35	54.29
DREW	10	21 / 35	60.00
KATELYNN	10	21 / 35	60.00
GABRIELA	9	18 / 35	51.43
Mean	-	19.75	56.43

MATHEMATICS

Class Average: 46.67%

Student	Scaled Score	Total	Percent
SYBIL	16	21 / 60	35.00
DREW	18	26 / 60	43.33
KATELYNN	20	31 / 60	51.67
GABRIELA	22	34 / 60	56.67
Mean	18	28.00	46.67

Pre Algebra / Elementary Algebra (EA)

Class Average: 47.22%

Student	Scaled Score	Total	Percent
SYBIL	7	10 / 27	37.04
DREW	8	11 / 27	40.74
KATELYNN	10	14 / 27	51.85
GABRIELA	11	16 / 27	59.26
Mean	-	12.75	47.22






Intermediate Algebra / Coord. Geo (AG)

Class Average: 38.16%

Student	Scaled Score	Total	Percent
SYBIL	8	5 / 19	26.32
DREW	10	7 / 19	36.84
KATELYNN	12	10 / 19	52.63
GABRIELA	10	7 / 19	36.84
Mean	-	7.25	38.16






Plane Geometry /Trigonometry (GT)

Class Average: 57.14%

Student	Scaled Score	Total	Percent
SYBIL	10	6 / 14	42.86 
DREW	12	8 / 14	57.14 
KATELYNN	11	7 / 14	50.00 
GABRIELA	15	11 / 14	78.57 
Mean	12	8.00	57.14 






READING

Class Average: 55.63%

Student	Scaled Score	Total	Percent
SYBIL	18	19 / 40	47.50 
DREW	19	20 / 40	50.00 
KATELYNN	27	31 / 40	77.50 
GABRIELA	18	19 / 40	47.50 
Mean	-	22.25	55.63 






Social Studies / Sciences (SS)

Class Average: 55.00%

Student	Scaled Score	Total	Percent
SYBIL	9	8 / 20	40.00 
DREW	10	10 / 20	50.00 
KATELYNN	15	16 / 20	80.00 
GABRIELA	10	10 / 20	50.00 
Mean	11	11.00	55.00 






Arts / Literature

Class Average: 56.25%

Student	Scaled Score	Total	Percent
SYBIL	10	11 / 20	55.00 
DREW	9	10 / 20	50.00 
KATELYNN	14	15 / 20	75.00 
GABRIELA	8	9 / 20	45.00 
Mean	-	11.25	56.25 

SCIENCE

Class Average: 47.50%

Student	Scaled Score	Total	Percent
SYBIL	19	17 / 40	42.50 
DREW	19	18 / 40	45.00 
KATELYNN	23	24 / 40	60.00 
GABRIELA	19	17 / 40	42.50 
Mean	20	19.00	47.50 

Student Grade Report

Legend: Incorrect:

Students: DREW

	Scaled Score	Total Score	Score (%)	
Overall	-	118 / 215	54.88	
ENGLISH	23	54 / 75	72.00	
Usage/Mechanics (UM)	15	33 / 40	82.50	
Rhetorical Skills (RH)	10	21 / 35	60.00	
MATHEMATICS	18	26 / 60	43.33	
Pre Algebra / Elementary Algebra (EA)	8	11 / 27	40.74	
Intermediate Algebra / Coord. Geo (AG)	10	7 / 19	36.84	
Plane Geometry /Trigonometry (GT)	12	8 / 14	57.14	
READING	19	20 / 40	50.00	
Social Studies / Sciences (SS)	10	10 / 20	50.00	
Arts / Literature	9	10 / 20	50.00	
SCIENCE	19	18 / 40	45.00	

Responses

Question	Response	Correct Answer	Question	Response	Correct Answer	Question	Response	Correct Answer
ENG1	C		ENG38	H		ENG75	C	B
ENG2	F	G	ENG39	B		Math1	A	
ENG3	D		ENG40	J		Math2	G	
ENG4	F		ENG41	C		Math3	D	
ENG5	D	A	ENG42	J		Math4	H	
ENG6	J		ENG43	D		Math5	B	
ENG7	B		ENG44	H		Math6	H	
ENG8	J		ENG45	A		Math7	B	
ENG9	A		ENG46	H		Math8	K	
ENG10	H		ENG47	A		Math9	A	
ENG11	B		ENG48	F	J	Math10	K	
ENG12	G	F	ENG49	B		Math11	A	
ENG13	D		ENG50	J		Math12	J	
ENG14	G		ENG51	C		Math13	B	
ENG15	C		ENG52	G		Math14	H	
ENG16	G		ENG53	B		Math15	C	B
ENG17	C		ENG54	H		Math16	F	
ENG18	F		ENG55	B		Math17	B	
ENG19	C		ENG56	F	H	Math18	J	
ENG20	H	G	ENG57	A		Math19	D	B
ENG21	D	A	ENG58	F		Math20	H	J
ENG22	J		ENG59	A	D	Math21	D	C
ENG23	D	C	ENG60	H	F	Math22	G	
ENG24	H		ENG61	D		Math23	A	E
ENG25	D		ENG62	J	G	Math24	F	J
ENG26	F		ENG63	C		Math25	D	B
ENG27	A		ENG64	G	F	Math26	G	J
ENG28	H		ENG65	A	C	Math27	B	
ENG29	D		ENG66	G		Math28	F	H
ENG30	J	F	ENG67	C	B	Math29	B	
ENG31	D		ENG68	G		Math30	K	
ENG32	J		ENG69	D		Math31	D	A
ENG33	C		ENG70	H		Math32	H	K
ENG34	J	F	ENG71	C	D	Math33	B	D
ENG35	D		ENG72	H	F	Math34	H	
ENG36	F	H	ENG73	C	D	Math35	E	C
ENG37	A		ENG74	F		Math36	K	

Student Grade Report

Legend: Incorrect:

Question	Response	Correct Answer
Math37	A	C
Math38	F	
Math39	D	E
Math40	J	G
Math41	C	
Math42	H	J
Math43	A	B
Math44	F	J
Math45	B	E
Math46	F	J
Math47	D	A
Math48	J	F
Math49	D	A
Math50	G	H
Math51	A	C
Math52	H	K
Math53	E	D
Math54	H	K
Math55	B	D
Math56	J	
Math57	D	E
Math58	J	F
Math59	D	A
Math60	J	F
Read1	B	
Read2	F	H
Read3	C	
Read4	G	
Read5	A	
Read6	F	
Read7	B	D
Read8	F	H
Read9	A	
Read10	H	
Read11	D	A
Read12	J	
Read13	A	
Read14	F	
Read15	D	
Read16	G	H
Read17	C	
Read18	G	
Read19	A	C
Read20	F	J
Read21	B	A
Read22	H	
Read23	B	D
Read24	F	
Read25	D	B
Read26	F	J
Read27	C	B
Read28	H	
Read29	B	A
Read30	G	H
Read31	A	
Read32	G	J
Read33	D	A
Read34	G	
Read35	D	A

Question	Response	Correct Answer
Read36	J	H
Read37	B	
Read38	G	J
Read39	B	
Read40	H	G
SCI1	B	C
SCI2	H	
SCI3	C	B
SCI4	G	H
SCI5	A	C
SCI6	G	
SCI7	C	
SCI8	J	
SCI9	D	
SCI10	F	
SCI11	A	
SCI12	F	
SCI13	B	
SCI14	F	
SCI15	C	
SCI16	F	G
SCI17	A	B
SCI18	H	
SCI19	A	
SCI20	G	H
SCI21	A	D
SCI22	F	
SCI23	A	B
SCI24	J	G
SCI25	B	A
SCI26	J	F
SCI27	B	D
SCI28	G	J
SCI29	D	
SCI30	F	G
SCI31	B	D
SCI32	J	
SCI33	C	
SCI34	F	H
SCI35	B	D
SCI36	F	
SCI37	A	D
SCI38	F	J
SCI39	A	B
SCI40	F	H



Integrated Testing Suite

You've just purchased ParSystem, a powerful software solution that helps universities, corporate training departments and other educational institutions create, administer, and score tests on paper, via networks, or over the Internet. Using unified item banks, easy test creation, and a variety of administration methods, ParSystem enables your organization to make better test questions to accurately measure student achievement. With ParScore, you can easily develop and manage student records and test data, including customized class rosters. You can also merge student test results from standardized tests so performance can be compared across classes or schools institution-wide. With ParTest, you can share item banks with other users and create up to 26 versions of your tests. With ParTest Online, you can import files that allow test takers to work over the Internet. ParSystem elements work together to give you a consistent, easy, and unified assessment approach.

Please visit us at www.scantron.com for a complete overview of ParSystem's system requirements or call us at 1-800-SCANTRON (1-800-722-6876) for more information.