

SurveyTracker Plus[®]

Survey Software Solution

Sample Reports



**ABC COMPANY
LEADERSHIP
ASSESSMENT**

Questions	Data Filter	Count	Mean	Mean as a percent of possible score	Strongly Agree	Agree	Neutral	Disagree	Strongly Disagree
				0 20 40 60 80 100					
Organizational Satisfaction									
I get along well with my supervisor.	All Data	150	2.97		24	27	42	34	23
	Bellingham Fiber	50	2.10		0	5	13	14	18
	Dallas Converting	50	2.84		4	8	19	14	5
	Rochester Tissue	50	3.96		20	14	10	6	0
I understand what this organization wants to accomplish.	All Data	150	2.99		21	28	51	29	21
	Bellingham Fiber	50	2.44		7	2	12	14	15
	Dallas Converting	50	2.82		3	10	18	13	6
	Rochester Tissue	50	3.72		11	16	21	2	0
I have plenty of opportunities for advancement in this organization.	All Data	149	2.97		21	25	56	22	25
	Bellingham Fiber	49	2.53		7	2	16	9	15
	Dallas Converting	50	2.72		1	10	21	10	8
	Rochester Tissue	50	3.64		13	13	19	3	2
Work in this organization is logically divided.	All Data	150	2.89		16	33	45	31	25
	Bellingham Fiber	50	2.00		2	0	12	18	18
	Dallas Converting	50	2.86		5	9	17	12	7
	Rochester Tissue	50	3.82		9	24	16	1	0
I have been helped whenever necessary by my immediate supervisor.	All Data	150	2.97		16	40	43	25	26
	Bellingham Fiber	50	2.10		2	2	15	11	20
	Dallas Converting	50	3.00		4	15	14	11	6
	Rochester Tissue	50	3.80		10	23	14	3	0
My immediate supervisor provides effective support.	All Data	150	3.03		24	30	46	26	24
	Bellingham Fiber	50	2.20		2	5	12	13	18
	Dallas Converting	50	2.92		5	8	20	12	5
	Rochester Tissue	50	3.96		17	17	14	1	1
The people I work with are friends, as well as co-workers.	All Data	150	3.12		27	33	45	21	24
	Bellingham Fiber	50	2.46		4	4	17	11	14
	Dallas Converting	50	2.84		4	12	16	8	10
	Rochester Tissue	50	4.06		19	17	12	2	0
Most of the workers understand the purpose of this organization.	All Data	150	3.07		26	35	37	28	24
	Bellingham Fiber	50	2.04		1	3	12	15	19
	Dallas Converting	50	3.06		6	12	16	11	5
	Rochester Tissue	50	4.12		19	20	9	2	0
There are incentives to accomplish every task.	All Data	150	3.05		23	34	40	34	19
	Bellingham Fiber	50	2.40		0	8	15	16	11
	Dallas Converting	50	2.78		5	10	12	15	8
	Rochester Tissue	50	3.98		18	16	13	3	0
My work unit is well-planned.	All Data	150	3.26		29	35	45	28	13
	Bellingham Fiber	50	2.82		4	10	16	13	7
	Dallas Converting	50	2.84		3	11	17	13	6
	Rochester Tissue	50	4.12		22	14	12	2	0
Leadership									
I have the information I need to do my job effectively.	All Data	150	3.17		33	27	40	33	17
	Bellingham Fiber	50	2.42		2	5	15	18	10
	Dallas Converting	50	2.76		4	8	17	14	7
	Rochester Tissue	50	4.34		27	14	8	1	0
This organization achieves its goals because of its leadership standards.	All Data	150	3.23		31	32	43	29	15
	Bellingham Fiber	50	2.54		5	3	17	14	11
	Dallas Converting	50	3.08		5	16	11	14	4
	Rochester Tissue	50	4.08		21	13	15	1	0
I can always find someone helpful to talk over a work-related problem.	All Data	150	3.18		30	37	35	26	22
	Bellingham Fiber	50	2.20		4	2	10	18	16
	Dallas Converting	50	3.02		4	12	21	7	6
	Rochester Tissue	50	4.32		22	23	4	1	0
The organizational goals are clearly and concisely stated.	All Data	150	3.17		21	48	36	26	19
	Bellingham Fiber	50	2.32		3	3	15	15	14
	Dallas Converting	50	3.16		4	20	11	10	5
	Rochester Tissue	50	4.04		14	25	10	1	0
I am paid fairly for the work that I do.	All Data	150	3.24		30	36	44	20	20
	Bellingham Fiber	50	2.60		2	9	17	11	11
	Dallas Converting	50	3.06		4	15	18	6	7
	Rochester Tissue	50	4.06		24	12	9	3	2
The organization's division of work helps it achieve its goals.	All Data	150	3.14		30	32	37	31	20
	Bellingham Fiber	50	2.46		4	6	13	13	14
	Dallas Converting	50	2.82		4	10	15	15	6
	Rochester Tissue	50	4.14		22	16	9	3	0



**ABC COMPANY
LEADERSHIP
ASSESSMENT**

Questions	Data Filter	Count	Mean	Mean as a percent of possible score 0 20 40 60 80 100	Strongly Agree	Agree	Neutral	Disagree	Strongly Disagree	
Leadership										
Other work units are very helpful whenever I need their assistance.	All Data	150	3.31		24	41	53	21	11	
	Bellingham Fiber	50	2.94		3	10	23	9	5	
	Dallas Converting	50	2.88		2	12	20	10	6	
	Rochester Tissue	50	4.10		19	19	10	2	0	
I understand and appreciate it when my boss offers help.	All Data	150	3.12		24	37	44	23	22	
	Bellingham Fiber	50	2.28		0	7	16	11	16	
	Dallas Converting	50	3.08		5	16	13	10	6	
	Rochester Tissue	50	4.00		19	14	15	2	0	
Interpersonal conflicts in this organization are quickly and effectively resolved.	All Data	150	3.11		20	38	45	32	15	
	Bellingham Fiber	50	2.64		1	13	14	11	11	
	Dallas Converting	50	2.86		3	11	16	16	4	
	Rochester Tissue	50	3.82		16	14	15	5	0	
I participate in deciding the goals for my work unit.	All Data	150	3.24		28	34	48	26	14	
	Bellingham Fiber	50	2.66		1	12	15	13	9	
	Dallas Converting	50	3.06		6	12	16	11	5	
	Rochester Tissue	50	4.00		21	10	17	2	0	
Teamwork										
My job helps me grow as a person.	All Data	150	3.17		22	39	46	28	15	
	Bellingham Fiber	50	2.44		0	10	13	16	11	
	Dallas Converting	50	3.06		3	15	18	10	4	
	Rochester Tissue	50	4.00		19	14	15	2	0	
The division of work in this organization is flexible.	All Data	150	3.04		18	39	44	29	20	
	Bellingham Fiber	50	2.28		0	10	10	14	16	
	Dallas Converting	50	2.88		3	11	17	15	4	
	Rochester Tissue	50	3.96		15	18	17	0	0	
This organization grows because it plans and manages well.	All Data	149	3.11		26	30	45	30	18	
	Bellingham Fiber	50	2.32		0	8	12	18	12	
	Dallas Converting	49	2.88		3	12	16	12	6	
	Rochester Tissue	50	4.12		23	10	17	0	0	
My boss encourages and helps my work unit whenever he or she can.	All Data	150	3.19		27	37	41	28	17	
	Bellingham Fiber	50	2.66		3	11	12	14	10	
	Dallas Converting	50	2.90		5	12	13	13	7	
	Rochester Tissue	50	4.02		19	14	16	1	0	



**ABC COMPANY
LEADERSHIP
ASSESSMENT**

I get along well with my supervisor.

Response	Frequency	Percent	20	40	60	80
Strongly Agree	24	16.0%	█			
Agree	27	18.0%	█	█		
Neutral	42	28.0%	█	█	█	
Disagree	34	22.7%	█	█	█	
Strongly Disagree	23	15.3%	█			
No Response	0	0.0%				

There are incentives to accomplish every task.

Response	Frequency	Percent	20	40	60	80
Strongly Agree	23	15.3%	█			
Agree	34	22.7%	█	█		
Neutral	40	26.7%	█	█	█	
Disagree	34	22.7%	█	█	█	
Strongly Disagree	19	12.7%	█			
No Response	0	0.0%				

I understand what this organization wants to accomplish.

Response	Frequency	Percent	20	40	60	80
Strongly Agree	21	14.0%	█			
Agree	28	18.7%	█	█		
Neutral	51	34.0%	█	█	█	
Disagree	29	19.3%	█	█	█	
Strongly Disagree	21	14.0%	█			
No Response	0	0.0%				

My work unit is well-planned.

Response	Frequency	Percent	20	40	60	80
Strongly Agree	29	19.3%	█			
Agree	35	23.3%	█	█		
Neutral	45	30.0%	█	█	█	
Disagree	28	18.7%	█	█	█	
Strongly Disagree	13	8.7%	█			
No Response	0	0.0%				

I have plenty of opportunities for advancement in this organization.

Response	Frequency	Percent	20	40	60	80
Strongly Agree	21	14.0%	█			
Agree	25	16.7%	█	█		
Neutral	56	37.3%	█	█	█	
Disagree	22	14.7%	█	█	█	
Strongly Disagree	25	16.7%	█			
No Response	1	0.7%				

I have the information I need to do my job effectively.

Response	Frequency	Percent	20	40	60	80
Strongly Agree	33	22.0%	█			
Agree	27	18.0%	█	█		
Neutral	40	26.7%	█	█	█	
Disagree	33	22.0%	█	█	█	
Strongly Disagree	17	11.3%	█			
No Response	0	0.0%				

Work in this organization is logically divided.

Response	Frequency	Percent	20	40	60	80
Strongly Agree	16	10.7%	█			
Agree	33	22.0%	█	█		
Neutral	45	30.0%	█	█	█	
Disagree	31	20.7%	█	█	█	
Strongly Disagree	25	16.7%	█			
No Response	0	0.0%				

This organization achieves its goals because of its leadership standards.

Response	Frequency	Percent	20	40	60	80
Strongly Agree	31	20.7%	█			
Agree	32	21.3%	█	█		
Neutral	43	28.7%	█	█	█	
Disagree	29	19.3%	█	█	█	
Strongly Disagree	15	10.0%	█			
No Response	0	0.0%				

I have been helped whenever necessary by my immediate supervisor.

Response	Frequency	Percent	20	40	60	80
Strongly Agree	16	10.7%	█			
Agree	40	26.7%	█	█		
Neutral	43	28.7%	█	█	█	
Disagree	25	16.7%	█	█	█	
Strongly Disagree	26	17.3%	█			
No Response	0	0.0%				

I can always find someone helpful to talk over a work-related problem.

Response	Frequency	Percent	20	40	60	80
Strongly Agree	30	20.0%	█			
Agree	37	24.7%	█	█		
Neutral	35	23.3%	█	█	█	
Disagree	26	17.3%	█	█	█	
Strongly Disagree	22	14.7%	█			
No Response	0	0.0%				

My immediate supervisor provides effective support.

Response	Frequency	Percent	20	40	60	80
Strongly Agree	24	16.0%	█			
Agree	30	20.0%	█	█		
Neutral	46	30.7%	█	█	█	
Disagree	26	17.3%	█	█	█	
Strongly Disagree	24	16.0%	█			
No Response	0	0.0%				

The organizational goals are clearly and concisely stated.

Response	Frequency	Percent	20	40	60	80
Strongly Agree	21	14.0%	█			
Agree	48	32.0%	█	█		
Neutral	36	24.0%	█	█	█	
Disagree	26	17.3%	█	█	█	
Strongly Disagree	19	12.7%	█			
No Response	0	0.0%				

The people I work with are friends, as well as co-workers.

Response	Frequency	Percent	20	40	60	80
Strongly Agree	27	18.0%	█			
Agree	33	22.0%	█	█		
Neutral	45	30.0%	█	█	█	
Disagree	21	14.0%	█	█	█	
Strongly Disagree	24	16.0%	█			
No Response	0	0.0%				

I am paid fairly for the work that I do.

Response	Frequency	Percent	20	40	60	80
Strongly Agree	30	20.0%	█			
Agree	36	24.0%	█	█		
Neutral	44	29.3%	█	█	█	
Disagree	20	13.3%	█	█	█	
Strongly Disagree	20	13.3%	█			
No Response	0	0.0%				

Most of the workers understand the purpose of this organization.

Response	Frequency	Percent	20	40	60	80
Strongly Agree	26	17.3%	█			
Agree	35	23.3%	█	█		
Neutral	37	24.7%	█	█	█	
Disagree	28	18.7%	█	█	█	
Strongly Disagree	24	16.0%	█			
No Response	0	0.0%				

The organization's division of work helps it achieve its goals.

Response	Frequency	Percent	20	40	60	80
Strongly Agree	30	20.0%	█			
Agree	32	21.3%	█	█		
Neutral	37	24.7%	█	█	█	
Disagree	31	20.7%	█	█	█	
Strongly Disagree	20	13.3%	█			
No Response	0	0.0%				



**ABC COMPANY
LEADERSHIP
ASSESSMENT**

Other work units are very helpful whenever I need their assistance.

Response	Frequency	Percent	20	40	60	80
Strongly Agree	24	16.0%				
Agree	41	27.3%				
Neutral	53	35.3%				
Disagree	21	14.0%				
Strongly Disagree	11	7.3%				
No Response	0	0.0%				

I understand and appreciate it when my boss offers help.

Response	Frequency	Percent	20	40	60	80
Strongly Agree	24	16.0%				
Agree	37	24.7%				
Neutral	44	29.3%				
Disagree	23	15.3%				
Strongly Disagree	22	14.7%				
No Response	0	0.0%				

Interpersonal conflicts in this organization are quickly and effectively resolved.

Response	Frequency	Percent	20	40	60	80
Strongly Agree	20	13.3%				
Agree	38	25.3%				
Neutral	45	30.0%				
Disagree	32	21.3%				
Strongly Disagree	15	10.0%				
No Response	0	0.0%				

I participate in deciding the goals for my work unit.

Response	Frequency	Percent	20	40	60	80
Strongly Agree	28	18.7%				
Agree	34	22.7%				
Neutral	48	32.0%				
Disagree	26	17.3%				
Strongly Disagree	14	9.3%				
No Response	0	0.0%				

My job helps me grow as a person.

Response	Frequency	Percent	20	40	60	80
Strongly Agree	22	14.7%				
Agree	39	26.0%				
Neutral	46	30.7%				
Disagree	28	18.7%				
Strongly Disagree	15	10.0%				
No Response	0	0.0%				

The division of work in this organization is flexible.

Response	Frequency	Percent	20	40	60	80
Strongly Agree	18	12.0%				
Agree	39	26.0%				
Neutral	44	29.3%				
Disagree	29	19.3%				
Strongly Disagree	20	13.3%				
No Response	0	0.0%				

This organization grows because it plans and manages well.

Response	Frequency	Percent	20	40	60	80
Strongly Agree	26	17.3%				
Agree	30	20.0%				
Neutral	45	30.0%				
Disagree	30	20.0%				
Strongly Disagree	18	12.0%				
No Response	1	0.7%				

My boss encourages and helps my work unit whenever he or she can.

Response	Frequency	Percent	20	40	60	80
Strongly Agree	27	18.0%				
Agree	37	24.7%				
Neutral	41	27.3%				
Disagree	28	18.7%				
Strongly Disagree	17	11.3%				
No Response	0	0.0%				

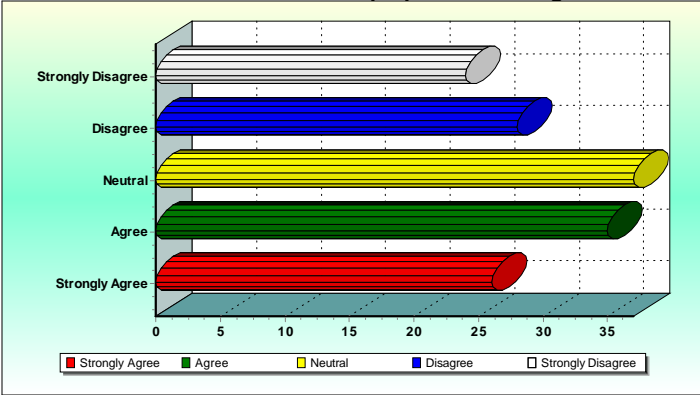
Comments:

- I wish this company would provide technical training.
- I enjoy my work. This is a lot better place to work than my last job.
- I have only worked here for 3 years. So far it has been a great place to work.
- I wish this company would reward the workers for their level of quality work instead of just giving everyone the same amount of pay regardless of their work quality.
- This company used to be a great place to work. With all the cut backs workers don't feel very secure in their jobs.
- The supervisors in this plant need some training in listening.
- This company needs to pay their employees more. Our family can barely afford to get by with the amount of money I get paid.

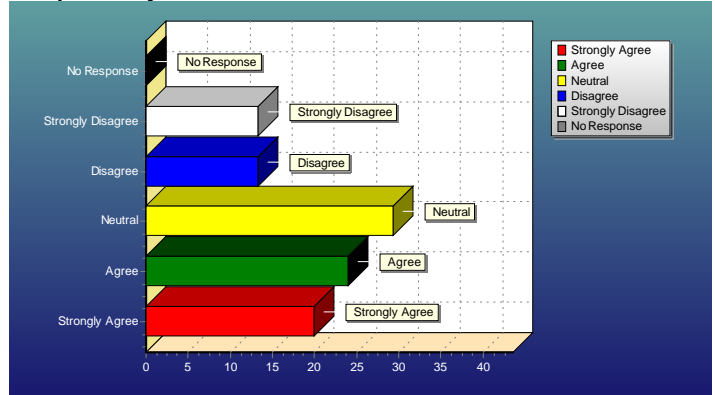


ABC COMPANY LEADERSHIP ASSESSMENT

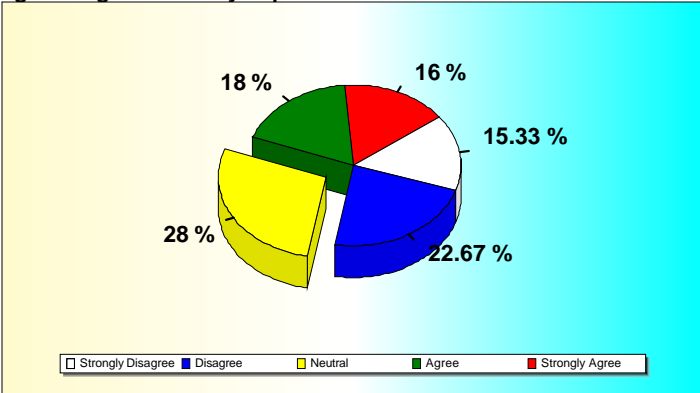
Most of the workers understand the purpose of this organization.



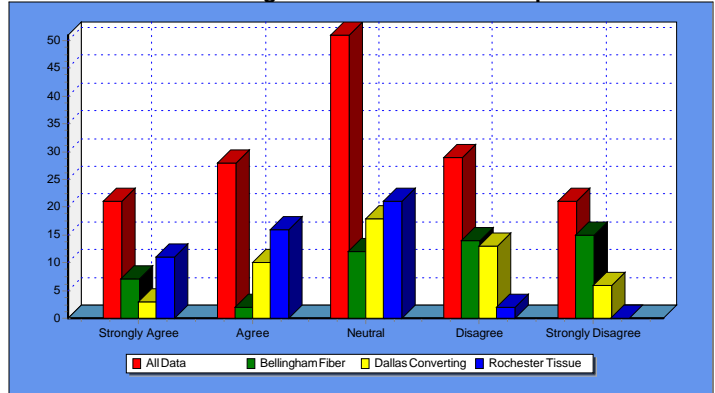
I am paid fairly for the work that I do.



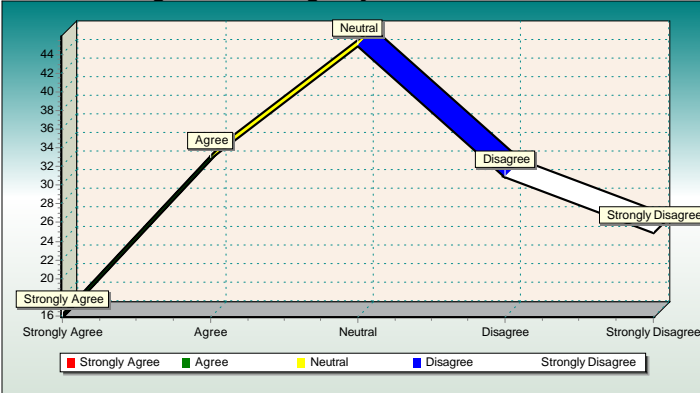
I get along well with my supervisor.



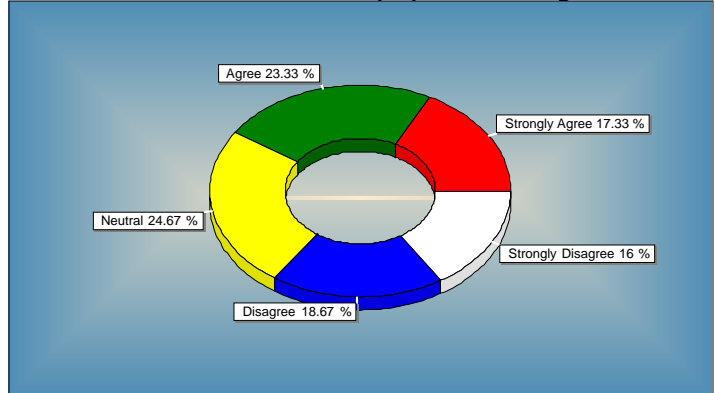
I understand what this organization wants to accomplish.



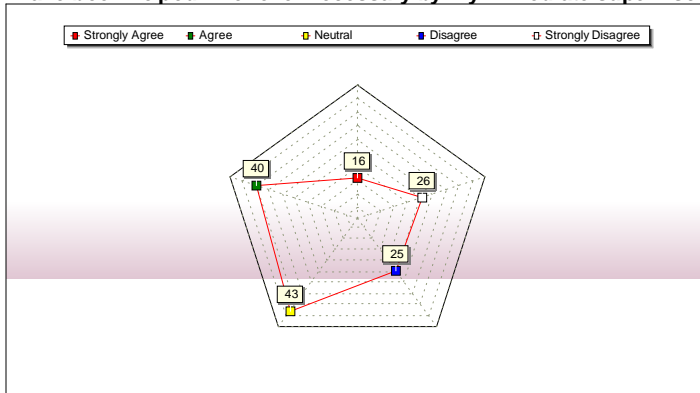
Work in this organization is logically divided.



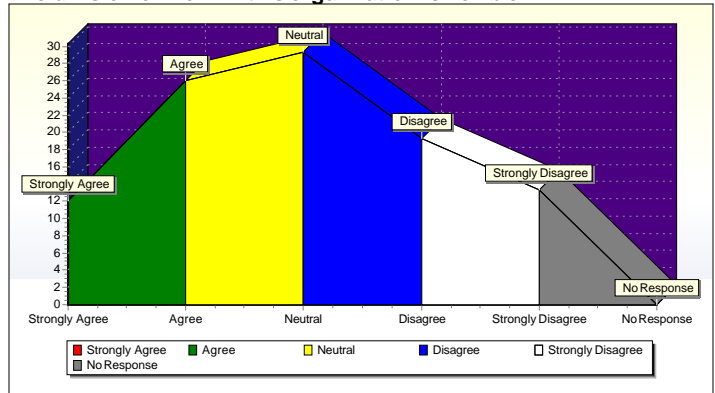
Most of the workers understand the purpose of this organization.



I have been helped whenever necessary by my immediate supervisor.



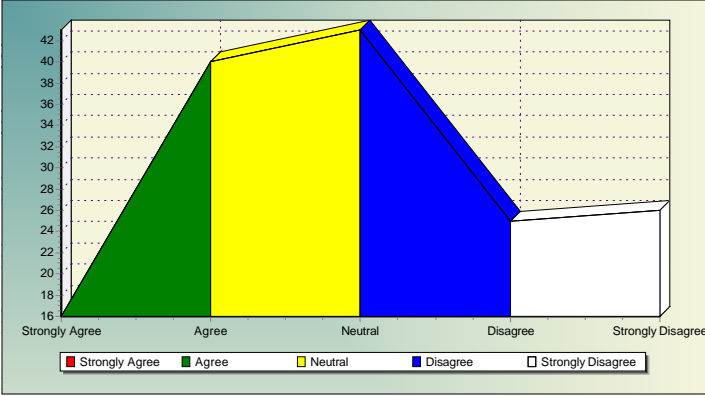
The division of work in this organization is flexible.



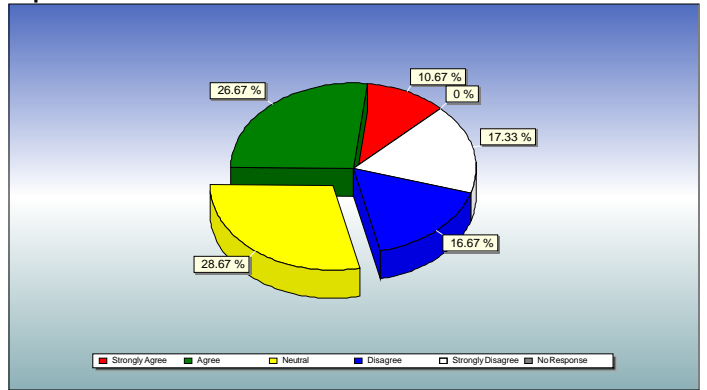


ABC COMPANY LEADERSHIP ASSESSMENT

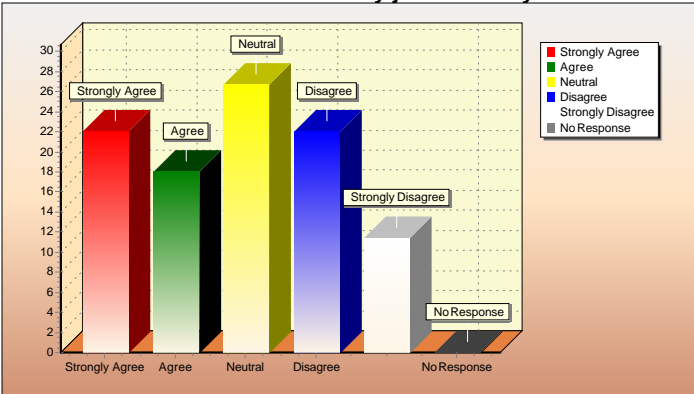
I have been helped whenever necessary by my immediate supervisor.



I have been helped whenever necessary by my immediate supervisor.



I have the information I need to do my job effectively.





**ABC COMPANY
LEADERSHIP
ASSESSMENT**

Frequency Row Percent Column Percent Total Percent	I get along well with my supervisor.							
	Strongly Agree	Agree	Neutral	Disagree	Strongly Disagree	Total (Row)		
I have been helped whenever necessary by my immediate supervisor.	Strongly Agree	7 43.8% 29.2% 4.7%	3 18.8% 11.1% 2.0%	2 12.5% 4.8% 1.3%	2 12.5% 5.9% 1.3%	2 12.5% 8.7% 1.3%	16 100.0% - 10.7%	
	Agree	12 30.0% 50.0% 8.0%	15 37.5% 55.6% 10.0%	10 25.0% 23.8% 6.7%	2 5.0% 5.9% 1.3%	1 2.5% 4.3% 0.7%	40 100.0% - 26.7%	
	Neutral	4 9.3% 16.7% 2.7%	5 11.6% 18.5% 3.3%	17 39.5% 40.5% 11.3%	12 27.9% 35.3% 8.0%	5 11.6% 21.7% 3.3%	43 100.0% - 28.7%	
	Disagree	0 0.0% 0.0% 0.0%	4 16.0% 14.8% 2.7%	8 32.0% 19.0% 5.3%	7 28.0% 19.0% 4.7%	6 24.0% 26.1% 4.0%	25 100.0% - 16.7%	
	Strongly Disagree	1 3.8% 4.2% 0.7%	0 0.0% 0.0% 0.0%	5 19.2% 11.9% 3.3%	11 42.3% 32.4% 7.3%	9 34.6% 39.1% 6.0%	26 100.0% - 17.3%	
	Total (Column)	24 - 100.0% 16.0%	27 - 100.0% 18.0%	42 - 100.0% 28.0%	34 - 100.0% 22.7%	23 - 100.0% 15.3%	150 - - 100.0%	
	Count (n)	150						
	Correlation	0.52						
	Top Question	Mean = 2.97, Std. Dev. = 1.292, 95% Conf. = 2.76 to 3.17						
	Left Question	Mean = 2.97, Std. Dev. = 1.250, 95% Conf. = 2.77 to 3.17						
My immediate supervisor provides effective support.	Strongly Agree	12 50.0% 50.0% 8.0%	7 29.2% 25.9% 4.7%	2 8.3% 4.8% 1.3%	3 12.5% 8.8% 2.0%	0 0.0% 0.0% 0.0%	24 100.0% - 16.0%	
	Agree	4 13.3% 16.7% 2.7%	10 33.3% 37.0% 6.7%	9 30.0% 21.4% 6.0%	6 20.0% 17.6% 4.0%	1 3.3% 4.3% 0.7%	30 100.0% - 20.0%	
	Neutral	7 15.2% 29.2% 4.7%	9 19.6% 33.3% 6.0%	17 37.0% 40.5% 11.3%	9 19.6% 26.5% 6.0%	4 8.7% 17.4% 2.7%	46 100.0% - 30.7%	
	Disagree	1 3.8% 4.2% 0.7%	1 3.8% 3.7% 0.7%	10 38.5% 23.8% 6.7%	8 30.8% 23.5% 5.3%	6 23.1% 26.1% 4.0%	26 100.0% - 17.3%	
	Strongly Disagree	0 0.0% 0.0% 0.0%	0 0.0% 0.0% 0.0%	4 16.7% 9.5% 2.7%	8 33.3% 23.5% 5.3%	12 50.0% 52.2% 8.0%	24 100.0% - 16.0%	
	Total (Column)	24 - 100.0% 16.0%	27 - 100.0% 18.0%	42 - 100.0% 28.0%	34 - 100.0% 22.7%	23 - 100.0% 15.3%	150 - - 100.0%	
	Count (n)	150						
	Correlation	0.59						
	Top Question	Mean = 2.97, Std. Dev. = 1.292, 95% Conf. = 2.76 to 3.17						
	Left Question	Mean = 3.03, Std. Dev. = 1.290, 95% Conf. = 2.82 to 3.23						

Comment Report

OVERALL COMMENTS:

<p>I DID NOT LIKE THE DOWNTIME DURING PROFICIENCY CHECKS. TOO MUCH TIME! VERBATIM COMMANDS SEEM UNNECESSARY IN EMERGENCY SITUATIONS</p>	<p>BRETT DID A GREAT JOB</p>
<p>IT WAS DIFFICULT TO FIND A PLACE TO PARK</p>	

CLASS SPECIFIC COMMENTS:

<p>HANDOUTS WERE HELPFUL</p>	<p>THE SECURITY CLASS COULD HAVE BEEN COVERED IN HALF THE TIME.</p>
------------------------------	---

FACILITATOR COMMENTS:

<p>GREAT / FRIENDLY</p>	<p>MICHELLE DID A GREAT JOB OF KEEPING US ON SCHEDULE</p>
-------------------------	---

STUDY GUIDE AND TECHNOLOGY COMMENTS:

<p>GOOD TOOL - STUDY GUIDE I WISH THAT EVERYTHING FOR STUDYING WAS AVAILABLE IN ONE FORM.</p>	<p>I WOULD PREFER ELECTRONIC GUIDES</p>
---	---

Parent Climate Survey Comparison By School Year

Responses by Question

Questions	Data Filter	Count	Mean	Category Percentages			Strongly Agree	Agree	Disagree	Strongly Disagree
				0	20	40				
Communication and Relationships										
I feel welcome when I meet with my Child's teacher.	Bloomington 2009	126	2.49	21.4%	32.5%	46.0%	24.6%	21.4%	32.5%	21.4%
	Bloomington 2010	121	3.17		91.7%		29.8%	62.0%	4.1%	4.1%
I am treated with respect from my Child's teacher.	Bloomington 2009	126	2.48	27.0%	23.0%	50.0%	25.4%	24.6%	23.0%	27.0%
	Bloomington 2010	121	2.98		79.3%		30.6%	48.8%	8.3%	12.4%
I am kept informed about my Child's progress.	Bloomington 2009	126	2.48	24.6%	27.0%	48.4%	23.8%	24.6%	27.0%	24.6%
	Bloomington 2010	121	3.01		83.5%		29.8%	53.7%	4.1%	12.4%
The Teacher tries to keep me involved with my Child's education.	Bloomington 2009	126	2.42	30.2%	24.6%	45.2%	27.0%	18.3%	24.6%	30.2%
	Bloomington 2010	121	3.04		79.3%		28.9%	50.4%	16.5%	4.1%
The Teacher seems to really care about my Child.	Bloomington 2009	126	2.41	28.6%	25.4%	46.0%	23.8%	22.2%	25.4%	28.6%
	Bloomington 2010	121	3.00		83.5%		28.9%	54.5%	4.1%	12.4%
School Safety										
My Child's school is safe.	Bloomington 2009	126	2.44	27.0%	23.8%	49.2%	22.2%	27.0%	23.8%	27.0%
	Bloomington 2010	121	3.03		78.5%		28.9%	49.6%	17.4%	4.1%
The School makes sure that students follow rules.	Bloomington 2009	126	2.52		33.3%	47.6%	23.0%	24.6%	33.3%	19.0%
	Bloomington 2010	121	3.17		90.9%		29.8%	61.2%	5.0%	4.1%
The School manages discipline appropriately.	Bloomington 2009	126	2.54	24.6%	22.2%	53.2%	25.4%	27.8%	22.2%	24.6%
	Bloomington 2010	121	3.13		86.8%		30.6%	56.2%	9.1%	4.1%
The School is active in addressing bullying.	Bloomington 2009	126	2.44	28.6%	23.0%	48.4%	23.8%	24.6%	23.0%	28.6%
	Bloomington 2010	121	3.08		82.6%		29.8%	52.9%	13.2%	4.1%
Instructional Awareness										
The School provides an environment that is conducive to learning.	Bloomington 2009	126	2.40	31.0%	22.2%	46.8%	24.6%	22.2%	22.2%	31.0%
	Bloomington 2010	121	3.12		87.6%		28.9%	58.7%	8.3%	4.1%
The School has the materials and resources it needs to be effective.	Bloomington 2009	126	2.50	27.0%	21.4%	51.6%	25.4%	26.2%	21.4%	27.0%
	Bloomington 2010	121	3.08		83.5%		28.9%	54.5%	12.4%	4.1%
The School expects all of its students to learn.	Bloomington 2009	126	2.48	23.0%	26.2%	50.8%	20.6%	30.2%	26.2%	23.0%
	Bloomington 2010	121	2.97		79.3%		29.8%	49.6%	8.3%	12.4%
The School expects all of its students to learn.	Bloomington 2009	126	2.55	20.6%	27.0%	52.4%	23.0%	29.4%	27.0%	20.6%
	Bloomington 2010	121	3.00		83.5%		28.9%	54.5%	4.1%	12.4%
Overall Averages (Weighted)	Bloomington 2009	126.0	2.47	25.6%	25.5%	48.9%	24.1%	24.8%	25.5%	25.6%
	Bloomington 2010	121.0	3.06		83.9%		29.5%	54.4%	8.8%	7.3%

Section Summary

Sections	Data Filter	Count	Mean	Category Percentages			Strongly Agree	Agree	Disagree	Strongly Disagree
				0	20	40				
Communication and Relationships	Bloomington 2009	126.0	2.46	26.3%	26.5%	47.1%	24.9%	22.2%	26.5%	26.3%
	Bloomington 2010	121.0	3.04		83.5%		29.6%	53.9%	7.4%	9.1%
School Safety	Bloomington 2009	126.0	2.48	24.8%	25.6%	49.6%	23.6%	26.0%	25.6%	24.8%
	Bloomington 2010	121.0	3.10		84.7%		29.8%	55.0%	11.2%	4.1%
Instructional Awareness	Bloomington 2009	126.0	2.48	25.4%	24.2%	50.4%	23.4%	27.0%	24.2%	25.4%
	Bloomington 2010	121.0	3.04		83.5%		29.1%	54.3%	8.3%	8.3%
Overall Averages (Weighted)	Bloomington 2009	126.0	2.47	25.6%	25.5%	48.9%	24.1%	24.8%	25.5%	25.6%
	Bloomington 2010	121.0	3.06		83.9%		29.5%	54.4%	8.8%	7.3%