

Demographic Comparison - Percent Proficient

Class: Scanned Class

Date Scored: 9/18/2008
















Proficient:  ≥ 70%

Instructor: Mr. Tom Keefe

Test: Copy of Geometry Demo (21)







Not Proficient:  < 70%

Overall

	Learners Proficient	Benchmark Difference
Overall	20/24	 13.33
Ethnicity		
African American/Black	5/5	 30.00
Gender		
Female	2/2	 30.00
Gender		
Male	3/3	 30.00
Ethnicity		
Asian or Pacific Islander	2/3	 (-3.33)
Gender		
Female	2/2	 30.00
Gender		
Male	0/1	 (-70.00)
Ethnicity		
Hispanic	4/4	 30.00
Gender		
Female	2/2	 30.00
Gender		
Male	2/2	 30.00
Ethnicity		
Native American	1/1	 30.00
Gender		
Male	1/1	 30.00
Ethnicity		
White	8/11	 2.73
Gender		
Female	4/5	 10.00
Gender		
Male	4/6	 (-3.33)

NY A.5g

Relate absolute value, distance between two points, and the slope of a line to the coordinate plane.

	Learners Proficient	Benchmark Difference
NY A.5g	18/24	 5.00
Ethnicity		
African American/Black	4/5	 10.00
Gender		
Female	2/2	 30.00
Gender		
Male	2/3	 (-3.33)
Ethnicity		
Asian or Pacific Islander	2/3	 (-3.33)
Gender		
Female	2/2	 30.00

Gender	Male	0/1		(-70.00)
Ethnicity	Hispanic	4/4		30.00
Gender	Female	2/2		30.00
Gender	Male	2/2		30.00
Ethnicity	Native American	1/1		30.00
Gender	Male	1/1		30.00
Ethnicity	White	7/11		(-6.36)
Gender	Female	4/5		10.00
Gender	Male	3/6		(-20.00)
















NY A.5i

Use geometric relationships in relevant measurement problems involving geometric concepts.

	Learners Proficient	Benchmark Difference	
NY A.5i	22/24	21.67	
Ethnicity	African American/Black	5/5	30.00
Gender	Female	2/2	30.00
Gender	Male	3/3	30.00
Ethnicity	Asian or Pacific Islander	3/3	30.00
Gender	Female	2/2	30.00
Gender	Male	1/1	30.00
Ethnicity	Hispanic	4/4	30.00
Gender	Female	2/2	30.00
Gender	Male	2/2	30.00
Ethnicity	Native American	1/1	30.00
Gender	Male	1/1	30.00
Ethnicity	White	9/11	11.82
Gender	Female	4/5	10.00
Gender	Male	5/6	13.33










NY B.3c

Use transformations on figures and functions in the coordinate plane.

	Learners Proficient	Benchmark Difference
NY B.3c	20/24	 13.33
Ethnicity		
African American/Black	5/5	 30.00
Gender		
Female	2/2	 30.00
Gender		
Male	3/3	 30.00
Ethnicity		
Asian or Pacific Islander	2/3	 (-3.33)
Gender		
Female	2/2	 30.00
Gender		
Male	0/1	 (-70.00)
Ethnicity		
Hispanic	4/4	 30.00
Gender		
Female	2/2	 30.00
Gender		
Male	2/2	 30.00
Ethnicity		
Native American	1/1	 30.00
Gender		
Male	1/1	 30.00
Ethnicity		
White	8/11	 2.73
Gender		
Female	4/5	 10.00
Gender		
Male	4/6	 (-3.33)

NY B.5d

Prove and apply theorems related to lengths of segments in a circle.

	Learners Proficient	Benchmark Difference
NY B.5d	17/24	 0.83
Ethnicity		
African American/Black	5/5	 30.00
Gender		
Female	2/2	 30.00
Gender		
Male	3/3	 30.00
Ethnicity		
Asian or Pacific Islander	2/3	 (-3.33)
Gender		
Female	2/2	 30.00
Gender		
Male	0/1	 (-70.00)
Ethnicity		
Hispanic	2/4	 (-20.00)
Gender		
Female	2/2	 30.00

Gender	Male	0/2		(-70.00)
Ethnicity	Native American	1/1		30.00
Gender	Male	1/1		30.00
Ethnicity	White	7/11		(-6.36)
Gender	Female	3/5		(-10.00)
Gender	Male	4/6		(-3.33)

NY A.2a Understand and use rationale and irrational numbers.

		Learners Proficient	Benchmark Difference
NY A.2a		5/24	(-49.17)
Ethnicity	African American/Black	2/5	(-30.00)
Gender	Female	2/2	30.00
Gender	Male	0/3	(-70.00)
Ethnicity	Asian or Pacific Islander	1/3	(-36.67)
Gender	Female	1/2	(-20.00)
Gender	Male	0/1	(-70.00)
Ethnicity	Hispanic	1/4	(-45.00)
Gender	Female	1/2	(-20.00)
Gender	Male	0/2	(-70.00)
Ethnicity	Native American	0/1	(-70.00)
Gender	Male	0/1	(-70.00)
Ethnicity	White	1/11	(-60.91)
Gender	Female	0/5	(-70.00)
Gender	Male	1/6	(-53.33)