






## Comparative Class Statistics

**Class:** Math 3B



**Instructor:** LA Smith

<b>Proficient:</b>		≥ 75%
<b>Not Proficient:</b>		< 75%
<b>Overall:</b>		



### Overall

Test Name	Date	Mean Score Percentage
Revised by Smith- Practice Test 3	06/17/2004	87% 
Practice Test 2	06/17/2004	22% 



### 8NC 1.01

Test Name	Date	Learners	Percent Proficient
Revised by Smith- Practice Test 3	06/17/2004	27/30	90% 
Practice Test 2	06/17/2004	0/30	0% 



### 8NC 1.02

Test Name	Date	Learners	Percent Proficient
Revised by Smith- Practice Test 3	06/17/2004	27/30	90% 
Practice Test 2	06/17/2004	0/30	0% 

### 8NC 2.01

Test Name	Date	Learners	Percent Proficient
Revised by Smith- Practice Test 3	06/17/2004	27/30	90% 
Practice Test 2	06/17/2004	20/30	67% 

### 8NC 2.02

Test Name	Date	Learners	Percent Proficient
Revised by Smith- Practice Test 3	06/17/2004	28/30	93% 
Practice Test 2	06/17/2004	1/30	3% 




### 8NC 3.01

Test Name	Date	Learners	Percent Proficient
Practice Test 2	06/17/2004	26/30	87% 



## Comparative Class Statistics

**Class:** Math 3B



**Instructor:** LA Smith

<b>Proficient:</b>		≥ 75%
<b>Not Proficient:</b>		< 75%
<b>Overall:</b>		



### 8NC 3.02

Test Name	Date	Learners	Percent Proficient
Revised by Smith- Practice Test 3	06/17/2004	25/30	83% 
Practice Test 2	06/17/2004	0/30	0% 



### 8NC 3.03

Test Name	Date	Learners	Percent Proficient
Revised by Smith- Practice Test 3	06/17/2004	13/30	43% 
Practice Test 2	06/17/2004	1/30	3% 



### 8NC 4.01

Test Name	Date	Learners	Percent Proficient
Revised by Smith- Practice Test 3	06/17/2004	25/30	83% 
Practice Test 2	06/17/2004	0/30	0% 

### 8NC 4.02

Test Name	Date	Learners	Percent Proficient
Revised by Smith- Practice Test 3	06/17/2004	25/30	83% 
Practice Test 2	06/17/2004	1/30	3% 




### 8NC 4.03

Test Name	Date	Learners	Percent Proficient
Revised by Smith- Practice Test 3	06/17/2004	15/30	50% 
Practice Test 2	06/17/2004	0/30	0% 



## Comparative Class Statistics

**Class:** Math 3B



**Instructor:** LA Smith

<b>Proficient:</b>		≥ 75%
<b>Not Proficient:</b>		< 75%
<b>Overall:</b>		



### 8NC 5.01

Test Name	Date	Learners	Percent Proficient
Revised by Smith- Practice Test 3	06/17/2004	27/30	90% 
Practice Test 2	06/17/2004	0/30	0% 


### 8NC 5.02

Test Name	Date	Learners	Percent Proficient
Revised by Smith- Practice Test 3	06/17/2004	29/30	97% 
Practice Test 2	06/17/2004	0/30	0% 

### 8NC 5.03

Test Name	Date	Learners	Percent Proficient
Revised by Smith- Practice Test 3	06/17/2004	27/30	90% 
Practice Test 2	06/17/2004	0/30	0% 

### 8NC 5.04

Test Name	Date	Learners	Percent Proficient
Revised by Smith- Practice Test 3	06/17/2004	24/30	80% 
Practice Test 2	06/17/2004	1/30	3% 