



### Perform fast and effective course evaluations

Use Class Climate for automated, high-volume evaluations of courses, study programs and departments without the time and money of laborious data collection and reporting. You'll gain measurable feedback regarding attendee interest levels and instructor performance. Functions include reports on study courses and departments, as well as special formats for deans and department heads.

### Paper AND Online Surveys

Class Climate can quickly and accurately process paper questionnaires and conduct online surveys.

### Advantages of Paper Surveys

Paper-based evaluations tend to produce higher response rates than online surveys. Also, the resulting feedback is generated much more quickly.

### Advantages of Online Surveys

Online surveys are cost effective and efficient, in terms of labor and other resources. Tasks can be set to run automatically.

With Class Climate, you can conduct evaluations as a paper-based questionnaire, an online survey, or both. This dual capability has numerous advantages, including:

- Results are immediately available with each scanned form or each time data is submitted online
- Written comments are automatically captured from both paper and online evaluations
- In-house printing lowers costs
- Scanned and online capture reduces the need for physical storage space of completed reports and evaluations
- Web-based verification process reduces time and labor costs

*Paper Survey*

*Online Survey*

## Automation and Ease of Use

Class Climate automates many of the steps and processes in the creation, administration and reporting of course evaluations. Quickly and easily import survey data and create questionnaires. Generate thousands of paper or online surveys with just a few clicks using advanced automation features. Instant PDF reports are available as soon as you scan paper surveys or capture data online. Create customized reports, internal benchmarking and historical comparisons. Export raw data to advanced statistical programs. Lastly, Class Climate's quality management system enables you to identify high and low instructor performance using quality indicators.

### Prepare System

Using a CSV or XML export from your information system, import the list of departments, instructors, and courses into Class Climate. The system quickly and easily manages mass generation of the paper or online surveys. Create a single questionnaire for both paper and online surveys using a simple wizard-based design tool. Build the survey using Class Climate's extensive list of question types, formatting features or import your own library.

### Quality Management

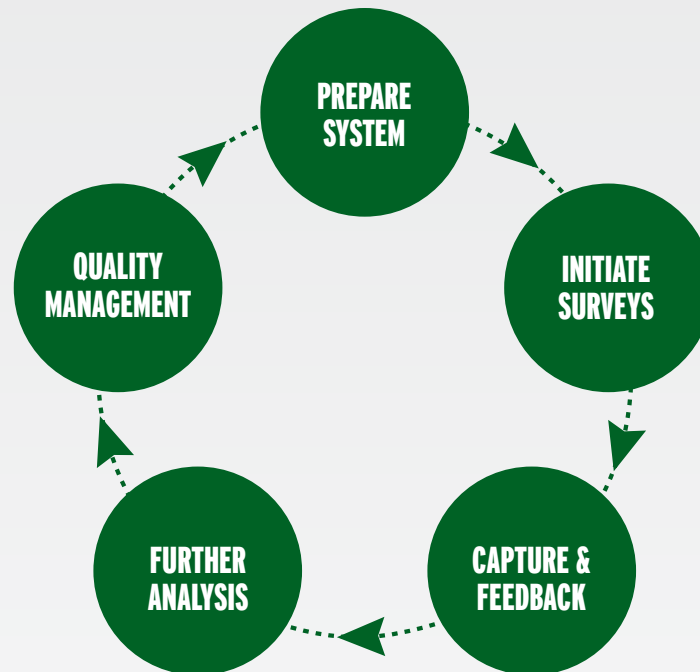
With Class Climate, deans can be granted access to Quality Management views for one or more departments. In the QM view, they can see quality indicators as graphs or indexes, as well as target values on scaled questions. Deans can browse results and identify quality problems by comparing them to standards. They can also sort by highest and lowest quality rating. Use both internal and external quality indicators to drive continuous improvement. Class Climate also allows for benchmarking to measure against future evaluations.

### Further Analysis

As soon as all online or paper evaluations have been completed, you can use the collected data in a variety of report formats. Create faculty profiles, study courses and department reports by using Class Climate's web interface. You can create aggregate reports for individual departments or for the organization as a whole. Filter data sets by specific responses or multiple criteria. Compare multiple results, including historical data, and then distribute comparison profile lines to instructors via email. You may also export directly to Excel or SPSS.

### Initiate Surveys

Save time and money with e-mail dispatch of online surveys or batch printing of the paper questionnaires for an entire department. Create and distribute personalized questionnaires automatically. For online surveys, invite participants via email, paper or LMS integration (e.g. Blackboard®, Moodle™, etc.)



### Capture & Feedback


Using a Scantron imaging scanner – and with a push of a single button - the questionnaires are sorted, digitized and processed into the corresponding course, along with an image of any handwritten comments. (Data can be scanned from scanners across multiple locations into a single database.) The raw data is then statistically analyzed and graphically prepared in a PDF evaluation report. Based on your requirements, the system can be configured to dispatch the reports to the instructors automatically or you can start a batch process to export or print the reports when needed.

## Reports

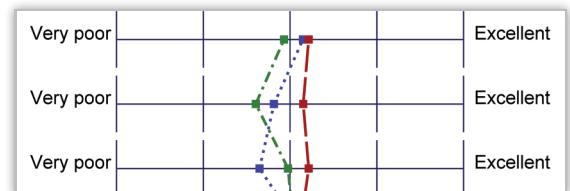
You can configure the reports to display the information most relevant to you, your deans, and your instructors.

### Examples of the most common reports and graphs

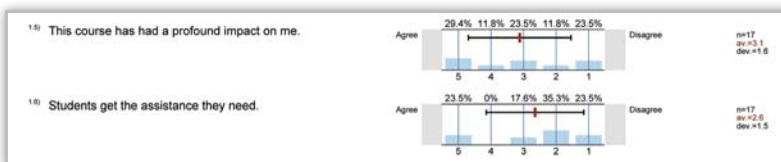
#### Header & Global Index



#### Profile Lines



#### Question Detail



#### Comments

*She was very knowledgeable*

*Instructor was very knowledgeable*

*GREAT JOB!*

#### Additional Applications

Class Climate is not just for course and faculty evaluations. Additional uses include:

Additional Applications		
360° Surveys	Alumni Surveys	Seminar Evaluations
General Surveys	Student Opinion of Learning Outcomes	Workforce Development

#### User Roles

Class Climate provides you with easy access to the functions you need by means of a web portal:

- **Administrators** can create organizational structure, design questionnaires, generate surveys, control the online survey process, and provide access of data to external individuals or departments.
- **Deans** can inspect result reports, and access quality management functions
- **Report Creators** can generate reports for system-wide or departmental use

A user role model provides different permissions based on the varied requirements of the users. Class Climate mirrors your organizational structure, with all its subdivisions, so that you can manage all surveys in a structured way. Subdivisions, the number and type of survey instruments, as well as report recipients, can all be individually set up.

#### Architecture



Class Climate Scanstation and Workstation

Class Climate Servers

## LMS Integration

Class Climate users may connect directly with students through a variety of Learning Management Systems (Blackboard, Moodle, ANGEL, Sakai, etc.). Class Climate communicates with the LMS and sends the pending evaluations to the LMS's student portal interface. A direct survey link for each pending course evaluation appears for the student. The student can then click the displayed link and complete the course evaluation without any password entry. Scantron's Professional Services department can assist you with moving your data across any existing connectors.

### Key Features & Benefits

#### Key Features

- High degree of automation
- Paper and online surveys
- Detailed reporting & distribution functions
- Flexible evaluation options and raw data export
- Quality management and performance indicators
- Manages multiple surveys simultaneously
- Easily imports seminar and trainer information from many databases
- Captures handwritten comments
- ADA compliant

#### Key Benefits

- Saves time and costs by reducing manual constraints
- Immediate feedback reporting for stakeholders
- Reduces need for physical storage space
- Centralizes processes for consistency and manageability
- Facilitates evidence-based management for continuous improvement
- Generates thousands of surveys in seconds
- Utilizes web-based architecture for ease of access and use

### System Requirements for Class Climate

#### Recommended Parameters

Intel Pentium Processor (2.5 GHz)  
500 GB Hard Disk (RAID system)  
4096 MB Memory  
100 MBit/s Network

#### Minimum Parameters

Intel Pentium Processor (2.0 GHz)  
200 GB Hard Disk  
2048 MB Memory  
100 MBit/s Network

#### Supporting Operating Systems

Windows Server 2003 or 2008  
Windows XP SP3  
Windows Vista SP1  
Windows 7 (32- or 64-bit)

#### Supporting Browsers

Internet Explorer 6.0 and greater  
Firefox 2.0 and greater

### Printer and Scanner Requirements

#### Printer Requirements

Laser printer recommended

#### Scanner Requirements

Scantron's *iNSIGHT™* scanners recommended  
(*scanner must be TWAIN compliant*)

*See System Requirements document for complete details.*

Please visit us at [www.scantron.com/classclimate](http://www.scantron.com/classclimate) for a complete overview of Class Climate's system requirements or call us at (800) 722-6876 for more information.