



Dear Jane Hellman (as private and confidential),

Re: Results for your course evaluations

This report package contains the evaluation results for Effective Communications in Business.

Your current response rate will be shown in the header of your report.

First, the percentages and averages for each question will be shown. You will notice that some questions have different graphs to display the data, this is a setting within the survey in order to customize the report. Then you will have a larger display of the histogram results.

The quality guidelines indicators (traffic lights) will show the results based on the quality measures set globally for all surveys.

The next section will show you a profile summary in order to provide a quick look at your results. We have also included a comparison of your prior results, so you can see how you are improving or where you might need to focus some more attention.

The final page in the report will list all the student comments. If paper forms were used, you will see copies of the actual handwriting. If an on-line survey was used, you will see what the student typed in for the comments.

These results are provided for you in order to help you focus your attention on where your students have responded and also to show you areas that you are performing well.

If you have any questions, please let us know.

Sincerely,

The Evaluation Office

Jane Hellman

Spring 08, Effective Communications in Business (HN1012)

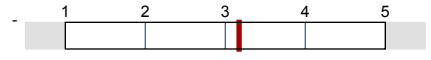
No. of responses = 112

Online survey response rate: 74.7%



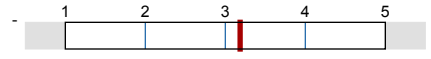
Overall indicators

Global Index



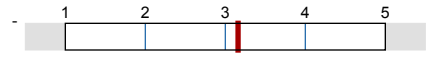
av.=3.2
dev.=1.4

1. Speaker Evaluation



av.=3.2
dev.=1.4

2. Course Evaluation

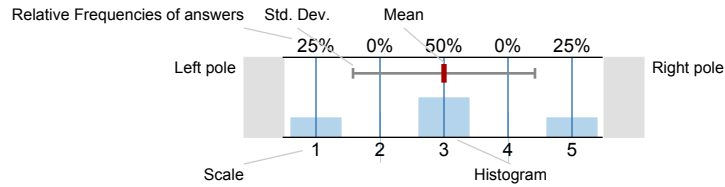


av.=3.2
dev.=1.4

Survey Results

Legend

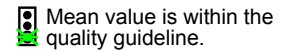
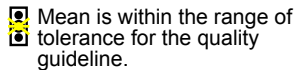
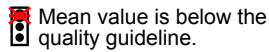
Question text



n=Amount
av.=Mean
dev.=Std. Dev.
ab.=Abstention

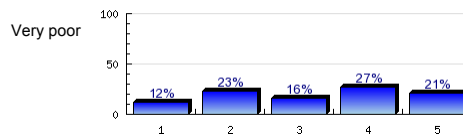


Description of quality symbol



1. Speaker Evaluation

1.1) Overall, the quality and caliber of the presenters was high.

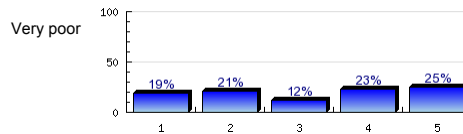


Excellent



n=112
av.=3.2
dev.=1.4

1.2) How would you rate the quality of the handouts?

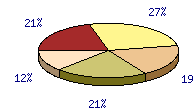


Excellent



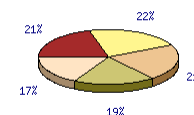
n=112
av.=3.2
dev.=1.5

1.3) How would you rate the speaker's knowledge on the subject?



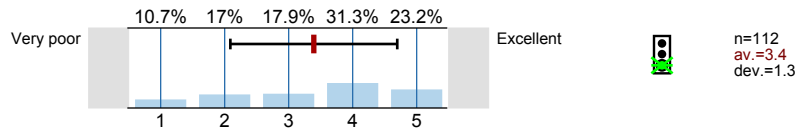
n=112
av.=3.2
dev.=1.3

1.4) Overall how would you rate the speaker?

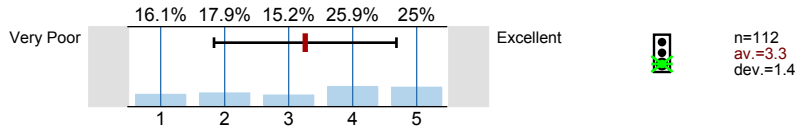


n=112
av.=3.1
dev.=1.4

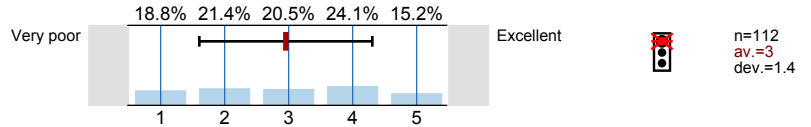
1.5) How would you rate the speaker responsiveness to questions?



1.6) How would you rate the relevancy of the topic?

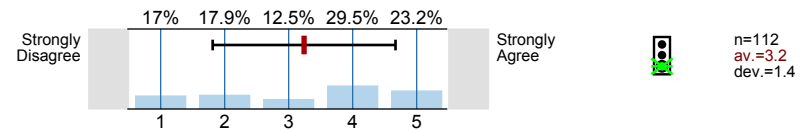


1.7) How were the visual aids?

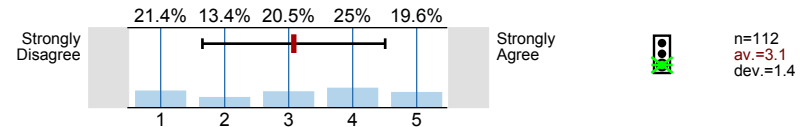


2. Course Evaluation

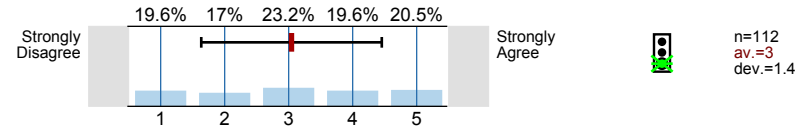
2.1) This course was worth the effort involved.



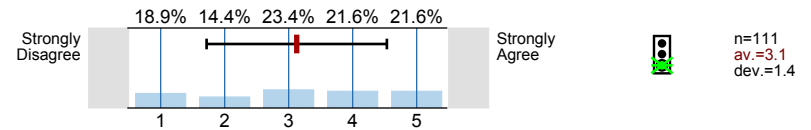
2.2) I learned a lot in this course.



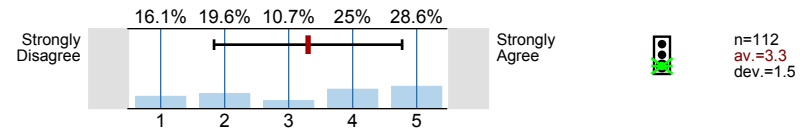
2.3) This course was extremely valuable to my education.



2.4) After taking this course, I am interested in taking others in this field.



2.5) This was an excellent course.



2.7) Your grade level:

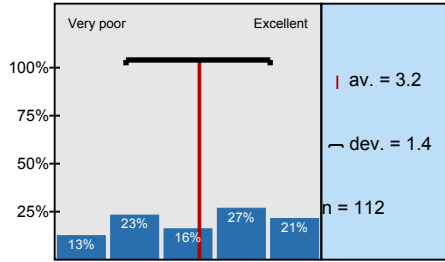


2.8) Your gender:

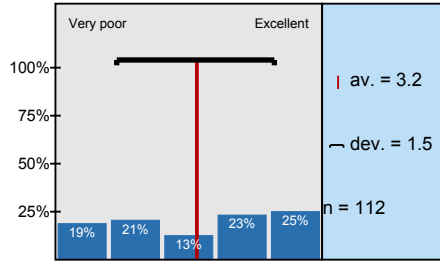


Histogram for scaled questions

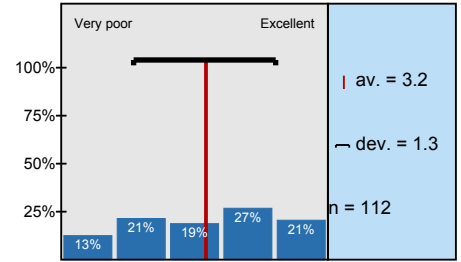
Overall, the quality and caliber of the presenters was high.



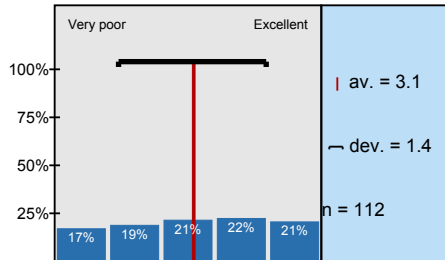
How would you rate the quality of the handouts?



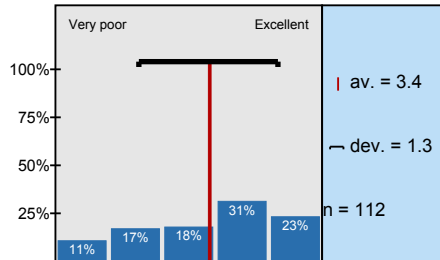
How would you rate the speaker's knowledge on the subject?



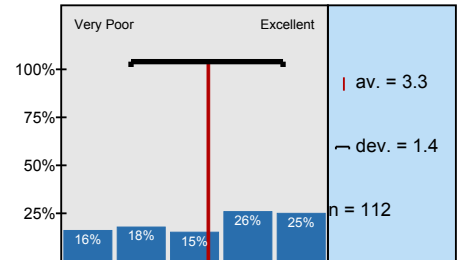
Overall how would you rate the speaker?



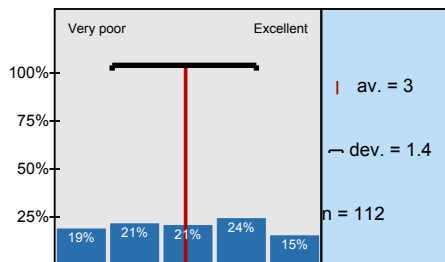
How would you rate the speaker responsiveness to questions?



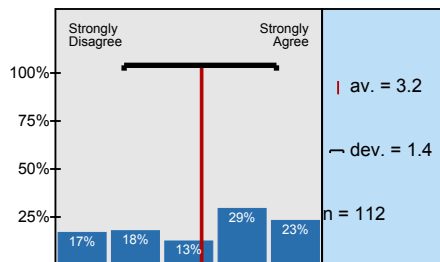
How would you rate the relevancy of the topic?



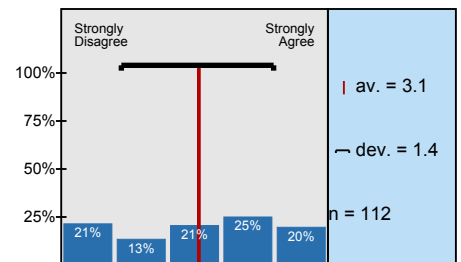
How were the visual aids?



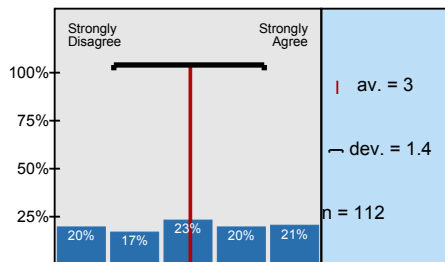
This course was worth the effort involved.



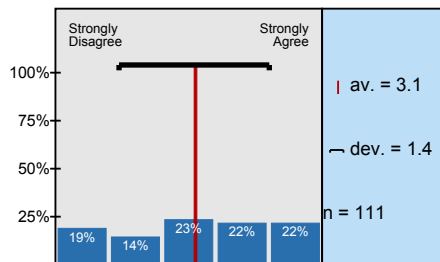
I learned a lot in this course.



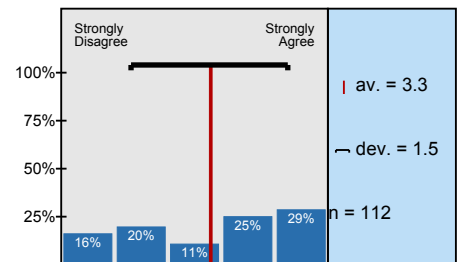
This course was extremely valuable to my education.



After taking this course, I am interested in taking others in this field.



This was an excellent course.

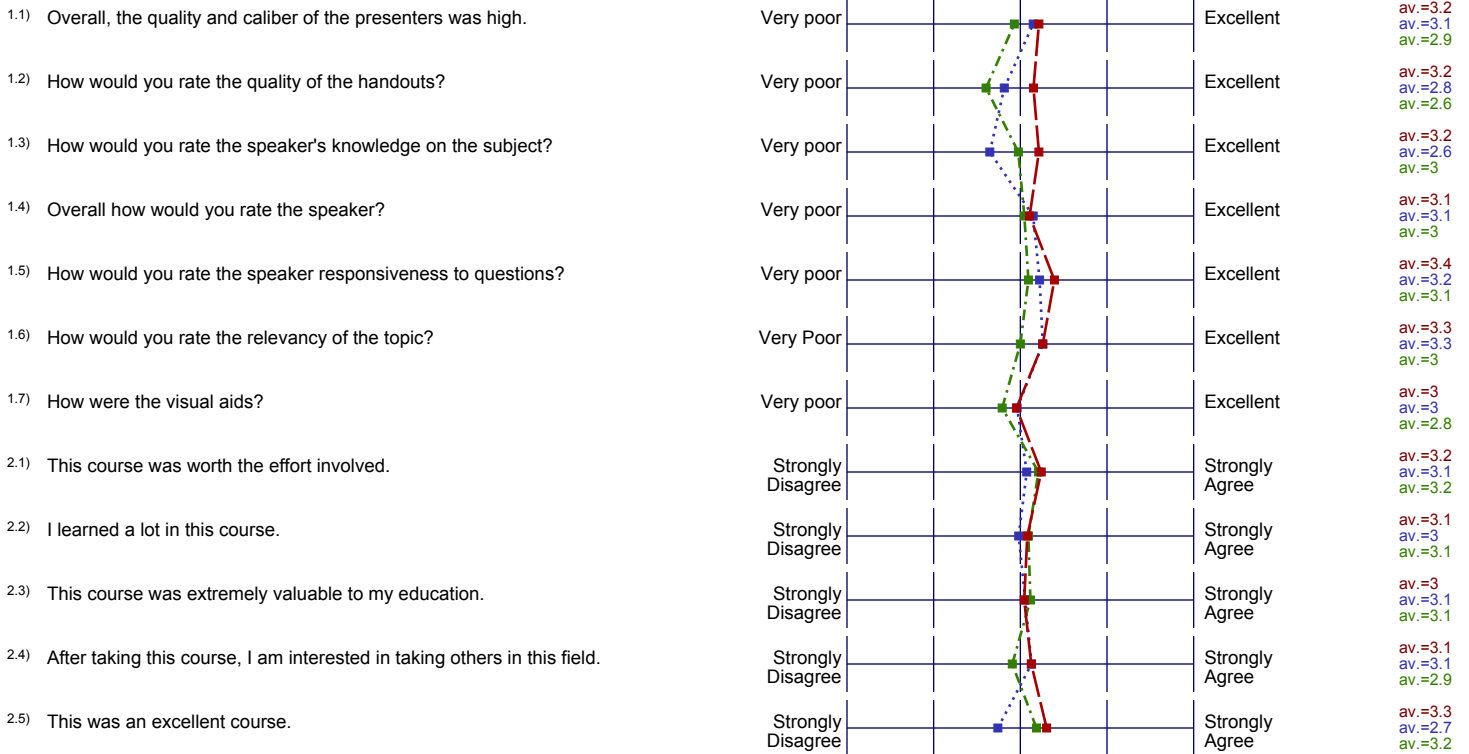


Profile

Subunit: Business Environments
 Name of the instructor: Jane Hellman
 Name of the course: Effective Communications in Business
 (Name of the survey)

Comparative line: Spring 07 - Effective Communications in Business

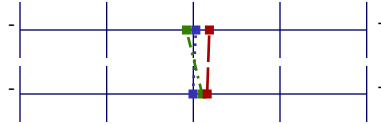
Comparative line: Fall 06-07 - Effective Communications in Business



Profile

| | | | |
|---|--|-------------------|---|
| Subunit: | Business Environments | | |
| Name of the instructor: | Jane Hellman | | |
| Name of the course: (Name of the survey) | Effective Communications in Business | | |
| Comparative line: | Spring 07 - Effective Communications in Business | Comparative line: | Fall 06-07 - Effective Communications in Business |

1. Speaker Evaluation



av.=3.2
av.=3
av.=2.9

2. Course Evaluation

av.=3.2
av.=3
av.=3.1

Comments Report

1. Speaker Evaluation

1.8) Comments about the speaker?

The speaker was great

Wow! SUPER PRESENTATION

The speaker was well prepared.

Great speaker

She was very knowledgeable

Instructor was very knowledgeable

GREAT JOB!

2. Course Evaluation

2.6) Comments about the course

Excellent course

THIS WILL HELP ME SO MUCH !!!

Great course material.

Great course material

great course - I learned a lot

material was very helpful.

FANTASTIC COURSE